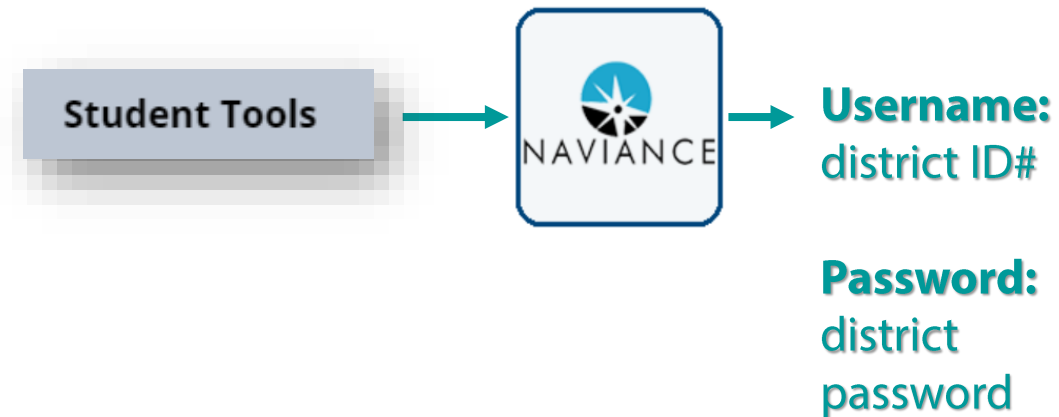


Welcome!

Entry Task:

1. Log in to **Naviance**



Question: *What does G. P. A. stand for?*

WHAT IS A G. P. A?

Naviance Student

CALCULATING YOUR G.P.A

How do I Calculate my GPA?

Starting in middle school you receive a letter grade for each class based on your academic performance.

Each letter grade is worth a set number.


You add up each number and divide by the total number of classes to get the average.

Calculating a GPA

Here is an example of a GPA scale.

If I had the following grades...

Class	Grade
English	A
Math	B+
Science	B
Choir	C+
P.E.	C
History	A-




A	4.0
A-	3.7
B+	3.3
B	3.0
B-	2.7
C+	2.3
C	2.0
C-	1.7
D+	1.3
D	1.0
D-	0.7
F	0.0

wikiHow to Convert a Percentage into a 4.0 Grade Point Average


My **GPA** would be a **3.04**.

Your Turn...Let's Calculate


Step 1: Go to your school's website



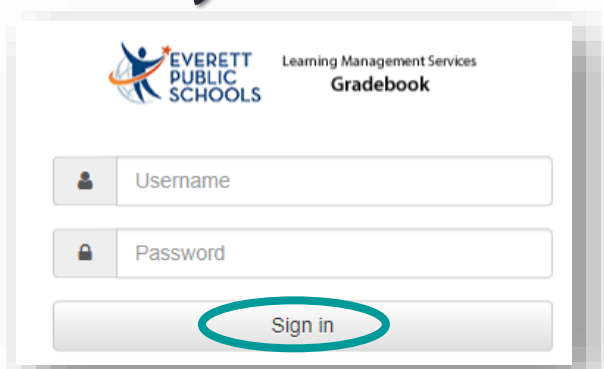
Step 2: Click the **Grades & More** icon



Step 3: Click the **Middle/High School** icon



Step 4: Login with your ID# and password & click **Sign in.**

A login form for the Everett Public Schools Gradebook. At the top left is the Everett Public Schools logo. To its right is the text 'Learning Management Services' and 'Gradebook'. Below the logo and text are two input fields: 'Username' and 'Password'. Below these fields is a 'Sign in' button, which is highlighted with a red oval.

OTHER SUCCESS INDICATORS

Did You Know...?



G.P.A is only **one** of the indicators demonstrating that you are a successful middle school student.

GPA reflects of your...

- **Attendance**
- **Engagement** and
- **Effort** put towards learning

Where will your **Brain Power** take you?

4.0 and above

A HIGHER GPA
INCREASES CHOICE!



3.5-3.99



3.0-3.49



2.5-2.99

A LOWER GPA LIMITS
CHOICE!



COMPLETE THE LESSON...

Complete the Lesson Task...

To complete the lesson, click **My Planner** > **Tasks** > **Tasks you Need to Work on**. Click the title of the task to **Complete SuperMatch Search** then click the link to begin.



Naviance Questions?

If you have any questions, please contact naviance@everettsd.org.

Be sure to provide your name and school.

To check messages sent to you through Naviance *Student*, login and click the icon for your **messages** in the upper-right corner.

